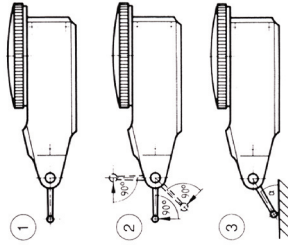




**Operating Instructions**  
Part Number: 52-562-777



**Mounting of Mounting Shaft:**

Slide mounting shaft onto dovetail which is best suited for measuring and tighten (fig. 1). Mount indicator rigidly and as close as possible.

**Maintenance:**

No special maintenance is required. The bearings of the indicator **must not be oiled**.

**Measuring:**

For accurate measurements the axis of the contact point must be perpendicular to the measuring direction (fig. 2). If this is not possible, it is necessary to multiply the reading on the dial with a correction factor, which depends on angle  $\alpha$  (fig. 3). The correction factor is negligible for angles below 15°.

Angle $\alpha$	15°	30°	45°	60°
Corr. factor	0,96	0,87	0,70	0,50

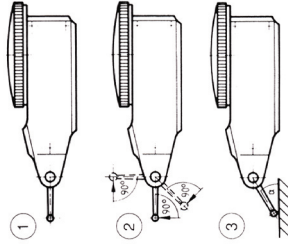
**Example:**

Angle  $\alpha$ : 30° (estimated)  
Reading on dial: .015"  
Meas. value: .015" x .87 = .013"

Fred V. Fowler Co., Inc. • 66 Rowe Street  
• Newton, MA 02466  
617-332-7004 • 617-332-4137 (fax)  
• Internet: www.fvowler.com



**Operating Instructions**  
Part Number: 52-562-777



**Mounting of Mounting Shaft:**

Slide mounting shaft onto dovetail which is best suited for measuring and tighten (fig. 1). Mount indicator rigidly and as close as possible.

**Maintenance:**

No special maintenance is required. The bearings of the indicator **must not be oiled**.

**Measuring:**

For accurate measurements the axis of the contact point must be perpendicular to the measuring direction (fig. 2). If this is not possible, it is necessary to multiply the reading on the dial with a correction factor, which depends on angle  $\alpha$  (fig. 3). The correction factor is negligible for angles below 15°.

Angle $\alpha$	15°	30°	45°	60°
Corr. factor	0,96	0,87	0,70	0,50

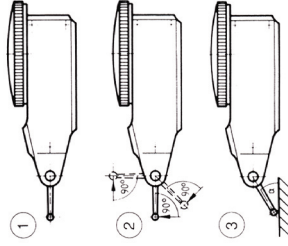
**Example:**

Angle  $\alpha$ : 30° (estimated)  
Reading on dial: .015"  
Meas. value: .015" x .87 = .013"

Fred V. Fowler Co., Inc. • 66 Rowe Street  
• Newton, MA 02466  
617-332-7004 • 617-332-4137 (fax)  
• Internet: www.fvowler.com



**Operating Instructions**  
Part Number: 52-562-777



**Mounting of Mounting Shaft:**

Slide mounting shaft onto dovetail which is best suited for measuring and tighten (fig. 1). Mount indicator rigidly and as close as possible.

**Maintenance:**

No special maintenance is required. The bearings of the indicator **must not be oiled**.

**Measuring:**

For accurate measurements the axis of the contact point must be perpendicular to the measuring direction (fig. 2). If this is not possible, it is necessary to multiply the reading on the dial with a correction factor, which depends on angle  $\alpha$  (fig. 3). The correction factor is negligible for angles below 15°.

Angle $\alpha$	15°	30°	45°	60°
Corr. factor	0,96	0,87	0,70	0,50

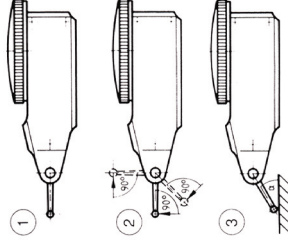
**Example:**

Angle  $\alpha$ : 30° (estimated)  
Reading on dial: .015"  
Meas. value: .015" x .87 = .013"

Fred V. Fowler Co., Inc. • 66 Rowe Street  
• Newton, MA 02466  
617-332-7004 • 617-332-4137 (fax)  
• Internet: www.fvowler.com



**Operating Instructions**  
Part Number: 52-562-777



**Mounting of Mounting Shaft:**

Slide mounting shaft onto dovetail which is best suited for measuring and tighten (fig. 1). Mount indicator rigidly and as close as possible.

**Maintenance:**

No special maintenance is required. The bearings of the indicator **must not be oiled**.

**Measuring:**

For accurate measurements the axis of the contact point must be perpendicular to the measuring direction (fig. 2). If this is not possible, it is necessary to multiply the reading on the dial with a correction factor, which depends on angle  $\alpha$  (fig. 3). The correction factor is negligible for angles below 15°.

Angle $\alpha$	15°	30°	45°	60°
Corr. factor	0,96	0,87	0,70	0,50

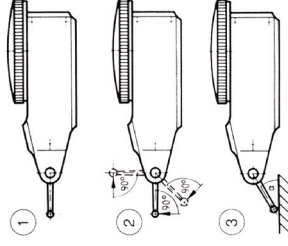
**Example:**

Angle  $\alpha$ : 30° (estimated)  
Reading on dial: .015"  
Meas. value: .015" x .87 = .013"

Fred V. Fowler Co., Inc. • 66 Rowe Street  
• Newton, MA 02466  
617-332-7004 • 617-332-4137 (fax)  
• Internet: www.fvowler.com



**Operating Instructions**  
Part Number: 52-562-777



**Mounting of Mounting Shaft:**

Slide mounting shaft onto dovetail which is best suited for measuring and tighten (fig. 1). Mount indicator rigidly and as close as possible.

**Maintenance:**

No special maintenance is required. The bearings of the indicator **must not be oiled**.

**Measuring:**

For accurate measurements the axis of the contact point must be perpendicular to the measuring direction (fig. 2). If this is not possible, it is necessary to multiply the reading on the dial with a correction factor, which depends on angle  $\alpha$  (fig. 3). The correction factor is negligible for angles below 15°.

Angle $\alpha$	15°	30°	45°	60°
Corr. factor	0,96	0,87	0,70	0,50

**Example:**

Angle  $\alpha$ : 30° (estimated)  
Reading on dial: .015"  
Meas. value: .015" x .87 = .013"

Fred V. Fowler Co., Inc. • 66 Rowe Street  
• Newton, MA 02466  
617-332-7004 • 617-332-4137 (fax)  
• Internet: www.fvowler.com